

Anti-glare Series

ET MODULE Polycrystalline

ET-P660250WW	250W
ET-P660245WW	245W
ET-P660240WW	240W
ET-P660235WW	235W
ET-P660230WW	230W
ET-P660225WW	225W

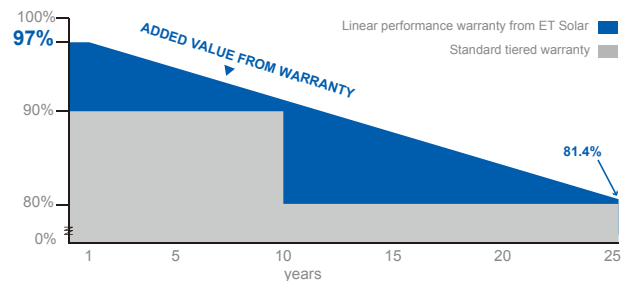


Features

- Specifically developed for projects near highway, railway, airport and similar applications with strict anti-glare requirements
- High module conversion efficiency, through superior manufacturing technology
- 0 to +5W positive tolerance for mainstream products
- Withstand high wind loads and snow loads (5400Pa)
- Anodized aluminum improving corrosion resistance
- Highly transparent, low iron tempered glass
- Excellent performance under low light conditions

Benefits

- 25-year linear performance warranty;
10-year warranty on materials and workmanship
- Product liability insurance
- Local technical support
- Local warehousing
- 48 hour-response service
- Enhanced design for easy installation and long-term reliability



IEC 61215 Ed.2
IEC 61730
IEC 61701



Towards Excellence

The DLG certificate is estimated to be received in April

M/ET-SPS-EN-EU2012V2-F

www.etsolar.com

ELECTRICAL SPECIFICATIONS



Model Type	ET-P660250WW	ET-P660245WW	ET-P660240WW	ET-P660235WW	ET-P660230WW	ET-P660225WW
Peak Power (Pmax)	250W	245W	240W	235W	230W	225W
Module Efficiency	15.37%	15.06%	14.75%	14.44%	14.14%	13.83%
Maximum Power Voltage (Vmp)	30.02V	29.40V	29.20V	29.08V	28.81V	28.35V
Maximum Power Current (Imp)	8.33A	8.32A	8.22A	8.08	8.00A	7.94A
Open Circuit Voltage (Voc)	37.58V	37.41V	37.25V	36.96V	36.88V	36.63V
Short Circuit Current (Isc)	8.98A	8.86A	8.78A	8.70A	8.60A	8.51A
Power Tolerance	±3%	0 to +5W	0 to +5W	0 to +5W	0 to +5W	0 to +5W
Maximum System Voltage	DC 1000V					
Normal Operating Cell Temperature	45.3±2℃					
Series Fuse Rating (A)	20A					
Number of Bypass Diode	3					

MECHANICAL SPECIFICATIONS

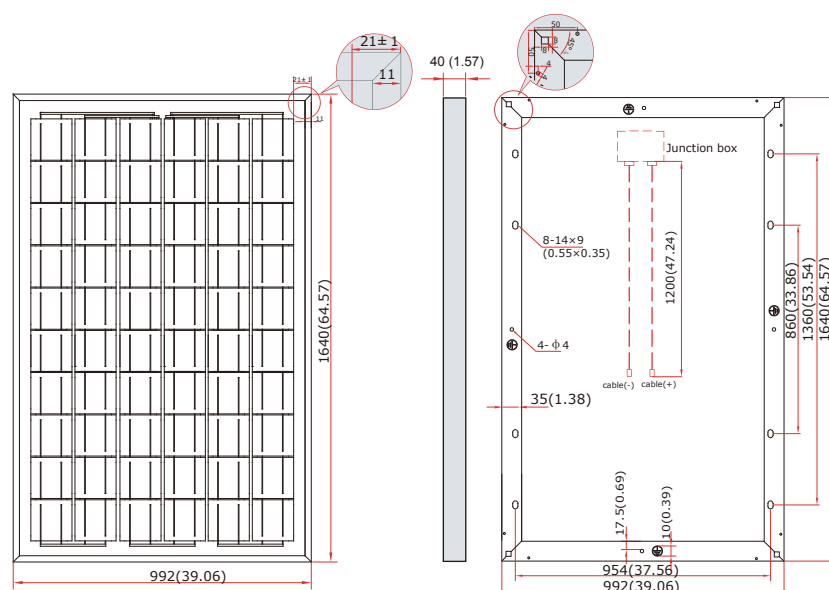
Cell type	156 mm x 156 mm
Number of cells	60 cells in series
Weight	19.32 kg (42.59 lbs)
Dimensions	1640×992×40 mm (64.57×39.06×1.57 inch)
Max Load	5400Pascals (112 lb/ft²)

TEMPERATURE COEFFICIENT

Temp. Coeff. of Isc (TK Isc)	0.065 %/℃
Temp. Coeff. of Voc (TK Voc)	-0.346 %/℃
Temp. Coeff. of Pmax (TK Pmax)	-0.46 %/℃

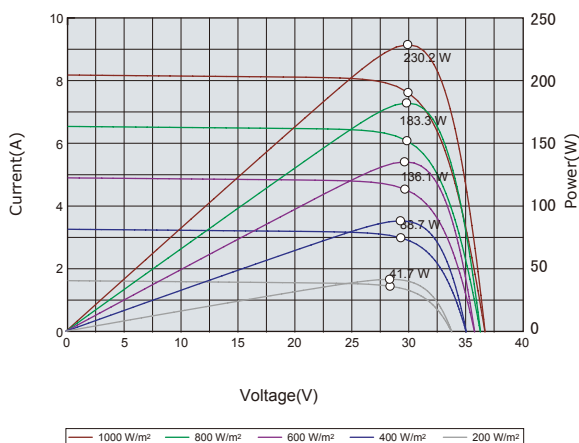
PHYSICAL CHARACTERISTICS

Unit:mm (inch)

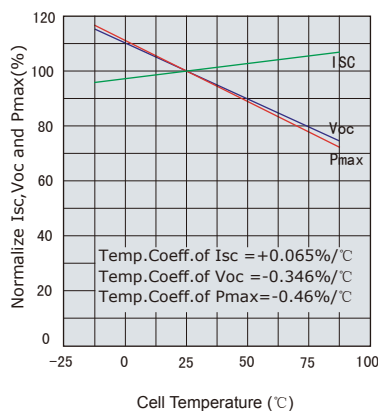


ELECTRICAL CHARACTERISTICS

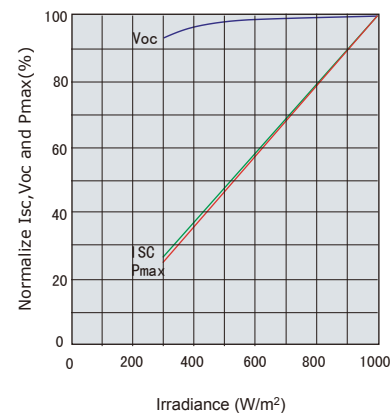
Electrical performance
(cell temperature:25℃)



Temperature dependence of Isc,
Voc and Pmax



Irradiance dependence of Isc,
Voc and Pmax (cell temperature:25℃)



Note: the specifications are obtained under the Standard Test Conditions (STCs): 1000 W/m² solar irradiance, 1.5 Air Mass, and cell temperature of 25℃.

The NOCT is obtained under the Test Conditions : 800 W/m², 20℃ ambient temperature, 1 m/s wind speed, AM 1.5 spectrum.

Please contact support@etsolar.com for technical support. The parameters are for reference only, and are subject to change without notice or obligation.